


Installation Guide

SPDS4213

Floor covers for In-window wire mount (x2 metal)





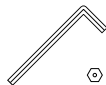
CAUTION

- Please ensure that you read and understand the content of the installation guide, before you begin the installation process.
- This product must be installed by a professional installer.
- Do not overtighten the fixings.
- This product is intended for indoor use only.
- This solution is designed for certified hardware and accessories. Always follow the installation guide from the hardware manufacturer for correct installation.
- Ergonomic Solutions cannot be held responsible for any product failure or personal injury, if the installation instructions are not followed correctly.
- Ergonomic Solutions cannot be held responsible for any product failure or personal injury, if any modifications have been made to the product by the customer.

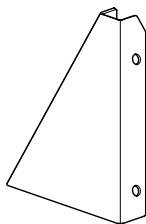
MAINTENANCE

- It is the responsibility of the customer to periodically check the installation and ensure it is clean and all fixings are tightened correctly

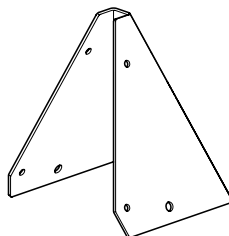
Tool list



Box content



x2 (A)

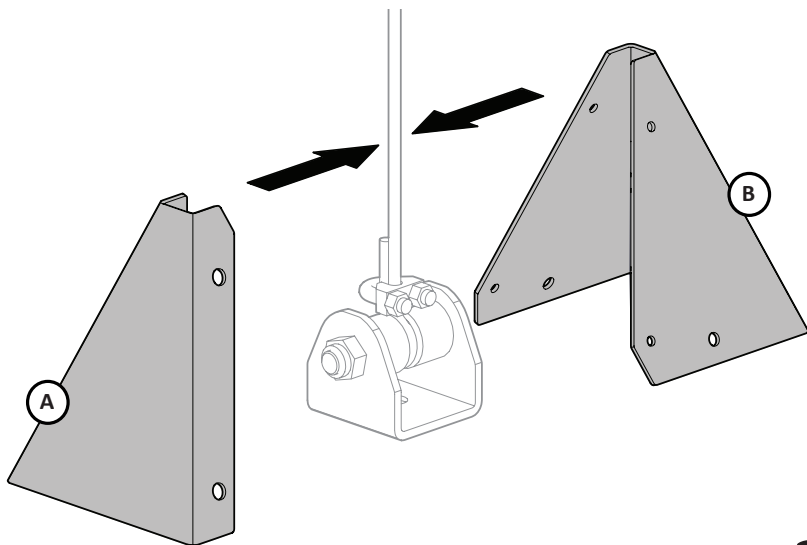


x2 (B)



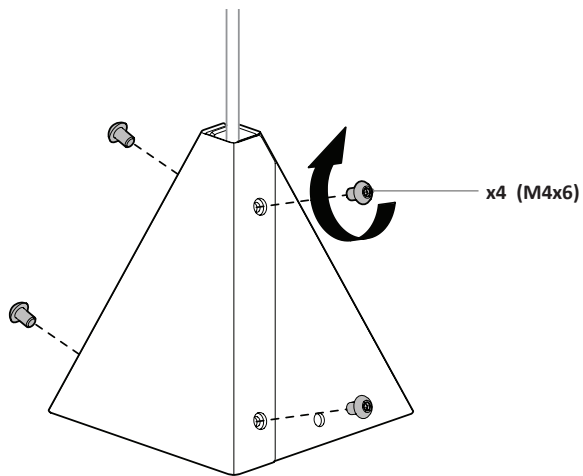
x8 (M4x6)

1

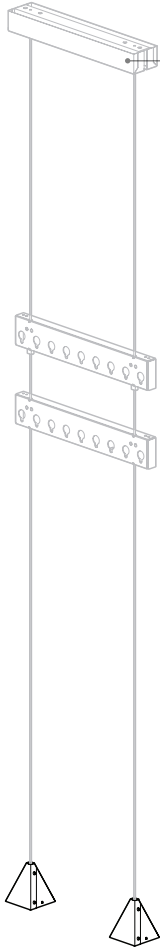


x 2

2



x 2



**SPDS4200
NOT PROVIDED**

Need help? Contact us



**ergonomic[®]
solutions**
creators of SpacePole



spacepole[®]
an ergonomic
solutions company

ergonomic.solutions/about/contact-us

spacepole.com/about/contact-us